

**2020**



Since 1964

**NORTHLANDER**  
INDUSTRIES  
**Product Catalogue**

## Chairs & Ottomans



**628 Chair 30" x 34" x 36"**

(Stationary - Standard in Reflection)

(Swivel - Option in Escape & All Season & Luxe)



**121 Storage Ottoman 30" x 34" x 36"**  
(Upgrade)



**143 Square Ottoman 36" x 36" x 17"**  
(Upgrade)



**309 Chair 27" x 29" x 34"**

(Swivel - Option in Escape & All Season & Luxe)

**310 Chair 27" x 29" x 34"**

(Stationary - Option in Escape & All Season & Luxe)



**152 Oval Ottoman 49" x 32" x 17"**  
(Upgrade)

# Sofas, Sectionals & Area Rugs



## 628 Hide-A-Bed Sofa

Double 71" x 36" x 34"

Queen 79" x 36" x 34"

Each Sofa complete with 2 toss cushions in accent Fabric



## 7002 Queen Hide-A-Bed Sectional

Queen Bed 71" x 35"

Curved Corner 44" x 44"

Love Seat 51" x 35"

Available with Square Corner (As shown) or Curved Corner.

Available Left arm facing or Right arm facing  
Each Sectional comes complete with 3 Toss Cushions in accent Fabric



## 7002 Queen Hide-A-Bed Chaise

Queen Bed 71" x 35"

Square Corner 35" x 35"

Love Seat 51" x 35"

Available Left arm facing or Right arm facing  
Each Sectional comes complete with 2 Toss Cushions in Accent Fabric

## AREA RUGS - (Upgrade) 5'-3" X 7'-7" OR 7'-10" X 10'-6"



Tropic River



Vintage Ink



Steel Storm



Whimsy Mist



Spiced Walnut



Platinum Slate

# Coffee & End Tables



**Reflection Style: NI-CT4422-C**

44" X 22"

Available in After Hours Only



**Reflection Style: NI-ET1822-C**

18" X 22"

Available in After Hours Only



**Escape & All Season Style: NI-CT4422-T**

44" X 22" (Optional)

Available in After Hours, White or Urban



**NI-ET1822-TD**

18" X 22"

(Optional)



**Optional End Tables**

19 3/4" x 19 3/4"

17 1/2" x 17 1/2"

Glass with  
Black Legs #I3448

**\*\*Matching Coffee  
Table Available\*\***



**Optional End Tables**

19 3/4" x 19 3/4"

17 1/2" x 17 1/2"

White with  
Chrome Legs #I3025  
White with  
Glass Legs #I3287  
(Upgrade)

**\*\*Matching Coffee  
Table Available\*\***

# Entertainment Cabinets & Fireplaces



**Reflection - Entertainment Cabinet**



**Reflection - Entertainment Cabinet**  
26" Radius Front Electric Fireplace PD2616F  
(Upgrade)



**Escape & All Season Style:**  
26" Radius Front Electric Fireplace PD2616F  
(Upgrade)

## **Also available in the Escape & All Season:**

- 36" Gas Fireplace
- 34" Dimplex Electric Fireplace  
(Some plans Only)  
(Upgrade)

# Entertainment Cabinets & Tile

**Escape & All Season Style: 50" Electric Fireplace - Tv & Sound Bar Bracket Sold Separately**



**Shiplap**  
(Standard)

Available in:  
Painted White or Black



**Ledgestone**  
(Upgrade)

Available in:  
Enrich n Seal (Premium Colour Enhancer)  
Finish or Penetrating Sealer (Natural  
Stone) Finish



**Ceramic Tile**  
(Upgrade)

Available in:



Carbon As Shown in Photo



Nordic Crystal



Beachwalk



ASCGN311R



ASCGN312R



ASCGN314R



ASCGN317R As Shown in Photo

# Dining Tables & Barstools



**24\"/>**



**24\"/>**



**24\"/>**



**24\"/>**



**Delfini Drop Leaf Table**  
 5pc. Set 42\"/>



**Lancaster Butterfly Leaf Table**  
**Set (5pc. Set)**  
 36\"/>



**Grandview Butterfly Leaf Table**  
**Set (5pc. Set)**  
 48\"/>

# Appliances



**GE Range**  
30" Self Clean  
Gas, Stainless  
#JCGB660SEJSS  
(OPTIONAL)



**GE Range**  
30" Steam Clean  
Gas, Stainless  
#JCGBS66SEKSS  
(OPTIONAL)



**GE Range**  
30" Self Clean  
Slide in  
Gas, Stainless  
#JCGS760SELSS  
(OPTIONAL)



**Whirlpool Range**  
30" Frozen Bake  
Gas, Black Stainless  
#WFG775H0HV  
(OPTIONAL)



**GE Refrigerator**  
15.5 cu. ft.  
#GTE17GSNRSS  
17.5 cu. ft.  
#GTE18FSLKSS  
Top Freezer  
Stainless  
(OPTIONAL)



**GE Refrigerator**  
20.9 cu. ft.  
Bottom Freezer  
Stainless  
#GDE21DSKSS  
(UPGRADE)



**GE Refrigerator**  
20.8 cu. ft.  
French Door  
Stainless  
#GNE21DSKSS  
(UPGRADE)  
Available with Water  
and Ice maker  
#PNE21NSLKSS



**Whirlpool Refrigerator**  
20.8 cu. ft.  
French Door  
Black Stainless  
#WRF560SMHV  
(UPGRADE)

# Appliances



**Microhood  
GE**  
1.7 cu. ft.  
Stainless  
#JVM1635SFC  
(OPTIONAL)



**Microwave  
GE**  
1.1 cu. ft.  
Stainless  
#JES1140STC  
(OPTIONAL)



**Microhood  
Whirlpool**  
2.1 cu. ft.  
Black Stainless  
#YWMH53521HV  
(OPTIONAL)



**Microwave  
Whirlpool**  
1.6 cu. ft.  
Black Stainless  
#YWMC30516HV  
(OPTIONAL)



**Venmar Hood Range**  
30", Stainless  
#VJ603302SS  
(OPTIONAL)



**Whirlpool Hood Range**  
30", Black Stainless  
#WVW53UC0HV  
(UPGRADE)



**GE Dishwasher**  
24", Stainless  
#GDF510PSMSS  
(UPGRADE)



**Whirlpool Dishwasher**  
24", Black Stainless  
#WDT970SAHV  
(UPGRADE)



**GE Wine Chiller**  
24", Stainless  
#GWS04HAESS  
(UPGRADE)

# Appliances / Kitchen



**Reflection**  
Standard Kitchen Faucet




**Escape & All Season & Luxe**  
Standard Kitchen Faucet  
Also Available in Matte Black Standard  
in Luxe



**Escape & All Season & Luxe**  
Quartz Only  
Available in Chrome & Matte Black



**Double Bowl Stainless Top Mount Sink**  
Standard



**Double Bowl Stainless Undermount Sink**  
Standard (with Quartz Only)



**GE FRONT LOAD**  
27" Washer and Gas Dryer  
(W) - GFW400SCMWW  
(D) - GFD40GSMMWW  
(Upgrade)  
Also available in Diamond Grey



**GE STACKED**  
24" Washer and Gas Dryer  
GUD24GSSMWW  
27" Washer and Gas Dryer  
GUD27GSSMWW  
(Optional)

# Cabinet Door Styles & Hardware

## Door Styles:



**Elysa**  
Standard in Reflections

**Manhattan**  
Standard in Escape

**Rome**  
Standard in All Season  
& Luxe


## Cabinetry & Trim Colours Available:



**Afterhours**



**Urban**



**White**



**128mm - Bar Pull**  
Brushed Nickel  
Standard in Reflection,  
Escape & All Season



**128mm- Bar Pull**  
Matte Black  
Standard in Luxe



**Knob**  
Brushed Nickel  
Also Available in Matte



**Finger Pull**  
Brushed Nickel  
Also available in Matte Black



**Waste Pull out Managers**  
(Optional) 04-1012-W



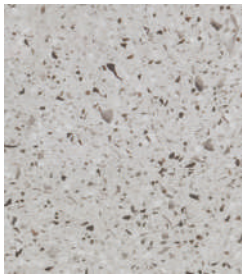
**Coat Hook Reflection**



**Coat Hook Escape**

# Backsplash & Countertops

## Standard Countertop



Smoked Sea Salt



Silver Shalestone



Elemental Concrete



Neo Cloud



White Shalestone



Portico Marble

## Quartz (Upgrade)

### Pricing Levels




ESSENTIAL



STANDARD



PREMIUM




TOFINO




ROCKY SHORES



AJANTA




TIFFANY GREY



LEADEN

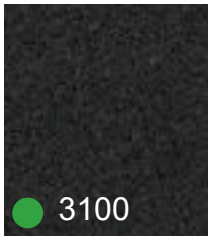


SILHOUETTE




4600

ORGANIC WHITE



3100

JET BLACK




6046

MOORLAND FOG




6134

GEORGIAN BLUFFS




6313

TURBINE GREY




5130

COSMOPOLITAN WHITE



5211


NOBLE GREY



4011

CLOUDBURST CONCRETE

## Tile Backsplash (Upgrade)



### Blend B

CHICELGBGM

GROUT: 939 MIST



### CAPPACINO

AN-035-010

GROUT:  
940 Antique White



### Blend D

CHICEBLDGM

GROUT: 941 RAVEN



### BAROQUE ALABASTRO

35-083

GROUT: 941 RAVEN

# Backsplash & Countertops

## FX Countertop (Upgrade)




Black Fusion



Istanbul Marble



Calcatta Marble



Quartzite Bianco




Silver Flower Granite




Ferro Grafite


● SUPERNATURAL ● SUPERNATURAL ULTRA




NOUGAT




MISTY CARRERA




SHITAKE




CLAMSHELL




ALANTIC SALT



CONCRETE




RAVEN




BIANCO DRIFT




ALPINE MIST



SYMPHONY GREY




WOODLANDS



VANILLA NOIR



STATUARIO MAXIMUS



### DARK GREY SUBWAY


VIT785914

GROUT:

927 LIGHT PEWTER

OPTIONAL GROUT:

910 BRIGHT WHITE



### WHITE SUBWAY

VIT785122

GROUT:

910 BRIGHT WHITE

OPTIONAL GROUT:

941 RAVEN



### GREY SUBWAY

VIT794223

GROUT:

949 SILVERADO

OPTIONAL GROUT:

910 BRIGHT WHITE



### CREAM SUBWAY

VIT812681

GROUT:

928 PRALINE



### TRIANGALO GREY SUBWAY (As Shown)

EQU23816

GROUT: 949 SILVERADO

OPTIONAL GROUT: 910 BRIGHT WHITE

### TRIANGALO WHITE SUBWAY

EQU23813

GROUT: 910 BRIGHT WHITE

OPTIONAL GROUT: 941 RAVEN

# Bathroom



Dual Handle Bathroom Faucet  
(Standard in Reflection)



Dual Handle Bathroom Faucet  
(Standard in Escape & All Season)



Single Handle Bathroom Faucet  
(Standard in Luxe)



Single Handle Tub / Shower Faucet  
(Standard in Reflection)



Single Handle Tub / Shower Faucet  
(Standard in Escape & All Season)



Single Handle Tub / Shower Faucet  
(Standard in Luxe)




Recessed Toilet  
Paper Holder  
(Standard)



Medicine Cabinet  
(Standard in Reflection)



Medicine Cabinet  
(Standard in Escape & All Season)



Mirror  
(Standard in some Escape  
& All Season & Luxe)



Flush Mount  
Toilet Paper Holder  
(Standard)

# Tubs & Showers



Single Round Bowl Top Mount Sink (Standard)



Single Round Bowl Undermount Sink (Standard with Quartz Only)



Single Square Bowl Undermount Sink (Upgrade with Quartz Only)



Tub / Shower (Standard)  
Available in 48", 54", 60"



Shower (Upgrade)  
Available in 48", 54", 60"



UTile Shower (Upgrade)  
Available in 48" or 60"  
\*Bora White Shown\*

UTILE Shower Colour Options: (Upgrade)



Permafrost



Marble



Loam



Bora White



Bora Charcoal

# Lighting



Flush Mount  
(Also Available in Matte Black)



Track Light 4 - Bulb  
IT5451  
Standard in Reflection & Escape



Track Light 2 - Bulb  
IT5251  
Standard in Escape



Ceiling Fan - Omni  
CF1022551S Standard Option



Ceiling Fan - New Yorker  
CF42NEW5BPT - Upgrade



Ceiling Fan - Wallis  
CF42WAL3BK - Upgrade



Pendant Light - New Yorker  
IPL256A01BPT - Standard



Pendant Light - Albany  
IPL679A01BN - Upgrade



Pendant Light - Newport  
IPL754A01BK - Upgrade



Dining Chandelier - New Yorker  
ICH256A03BPT - Standard



Dining Chandelier - Albany  
IPL679A04BN - Upgrade



Dining Chandelier - Newport  
ICH754A05BK - Upgrade

# Lighting



Vanity Light 2 - Bulb - Grace  
IVL221A02BPT  
Upgrade




Vanity Light 2 - Bulb - Newport  
IVL754A02BK  
Upgrade



Bunk Light - 766101WH  
Upgrade



Puck Light - Under Cabinet  
LTLUCPLED3MIN  
Upgrade



Under Cabinet Strip Lighting  
Cool White - Upgrade



Table Lamp - L204054  
Standard  
Also Available in  
Black - L204074  
Upgrade



Interior 4" Potlight  
Also Available in Black  
Standard in All Season and Luxe  
Kitchen & Livingroom



Exterior 3" & 4" Potlight  
Also Available in Black and White



Coach Light -  
White - 301130WH/FRR1  
Black - 301130BK/FR  
Standard




Coach Light - Luxe  
White - IOL236WH  
Black - IOL236BK  
Standard




Flood Light  
Upgrade


# Windows




**White Window - No Grills**  
Standard in Reflections & Luxe



**Clay Window - No Grills**  
Upgrade




**Black Window - No Grills**  
Upgrade




**White Window - Colonial Grills**  
Standard in Escape



**Clay Window - Colonial Grills**  
Upgrade




**Black Window - Colonial Grills**  
Upgrade



**White Window - Prairie Grills**  
Standard in All Season



**Clay Window - Prairie Grills**  
Upgrade



**Black Window - Prairie Grills**  
Upgrade

**\*\*NOTE: NO GRILLS IN TRANSOM WINDOWS\*\***

# Window & Patio Door Coverings



Vertical Blinds  
(Standard in Reflection)



Drapery Panels  
(Standard in Escape &  
All Season & Luxe)



Night Shades  
(Standard in Reflection)



Day / Night Shades  
(Standard in Escape &  
All Season & Luxe)



Hi Lite Blinds  
(Upgrade)



Cellular Shades - Light Filtering  
(Upgrade)

# Overheads & Headboards



## Headboard and Overhead

Reflection (Standard)

Available in After Hours Only

Bedding Includes Duvet Cover, Skirt & Shams

Size: Queen



## Headboard and Overhead

Escape & All Season

Available in After Hours, Urban & White

Bedding Includes Duvet Cover, Skirt & Shams

Size: Double, Queen or King



## Headboard Only

Escape & All Season

Available in After Hours, Urban & White

Size: Double, Queen or King

# Interior/ Exterior Door Styles & Hardware



**6 Panel Interior Door**  
Standard in Reflections



**2 Panel Interior Door**  
Standard in Escape &  
All Season & Luxe



Interior Lever Handle  
Standard



Interior Lever Handle  
(Upgrade)



**Barn Door Hardware**  
Standard in All Season - Some Plans only



**Barn Door Handle**  
Available in Brushed  
Nickel or Black

# Exterior Finishes

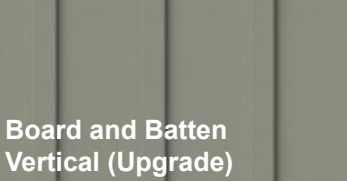

## Vinyl Traditional Siding (Standard)

<b>**</b> Cypress	<b>**</b> Pebble Clay
<b>**</b> Harvard Slate	<b>**</b> Linen
<b>**</b> Heather	Estate Gray
<b>**</b> Vintage Cream	<b>**</b> Sand
<b>**</b> Wicker	<b>**</b> White
<b>**</b> Brownstone	<b>**</b> Blue Gray
<b>**</b> Flagstone	Clay

## Vinyl Premium Siding (Upgrade)

<b>**</b> Storm
<b>**</b> Tree Moss
<b>**</b> Toasted Almond
Rockslide
<b>**</b> Walnut

Vinyl Siding Options Available



## Vinyl Dark Colour Siding (Upgrade)

<b>**</b> Redwood	<b>**</b> Shamrock
<b>**</b> Weathered Gray	<b>**</b> Heritage Blue
<b>**</b> Midnight Surf	<b>**</b> Natural Cedar
<b>**</b> Ironstone	<b>**</b> Granite
<b>**</b> Cocoa	<b>**</b> Wedgewood
<b>**</b> Marine Blue	Urban Bronze

Only Available in 7" Shakes (Upgrade)

Sandwood	Black Walnut
Gray Moss	Yellow Birch
Sable	Bark
Sterling	Soft Maple

# Exterior Finishes

## CanExel (Upgrade)



## Nexstone (Upgrade)




Rocky Mountain Graphite



Rundle Ridge



Midnight Ash



Brunswick Brown





**Northlander Industries**

165 Thames Rd. East, Hwy. 83  
Exeter, Ontario, Canada  
N0M 1S3

Tel: 519-235-1530

Fax: 519-235-2789

E-mail: [innovations@northlanderindustries.com](mailto:innovations@northlanderindustries.com)

Web: [www.northlanderindustries.com](http://www.northlanderindustries.com)