




PRODUCT CATALOGUE



SINCE 1964


# NORTHLANDER INDUSTRIES

2024 | V1.0







**Standard Gable Roof Line**  
Available in All Product Lines including Single and Double Wide Units



**Monoslope Roof Line**  
Not Available in Reflection and Double Wide Units



**Gable Roof Line with Dormer**  
Not available in Reflection  
Multi - Dormer available based on plan



**Gable Roof Line with Dormer and Accent**  
Not available in Reflection




**Gable Roof Line with Transom**  
Not available in Reflection




**Gable Roof Line with Double Transom**  
Not available in Reflection



**Gable Roof Line with Dutch Hip**  
Not available in Reflection




**Gable Roof Line with Window Awning**  
Not available in Reflection



**Asphalt Shingles**  
(Standard)

- 1) Onyx Black
- 2) Teak
- 3) Driftwood
- 4) Estate Gray
- 5) Desert Tan
- 6) Brownwood
- 7) Sierra Gray



**Metal Roofing**  
(G-Rib)  
29 Ga. High Tensile Steel

- 1) Black
- 2) Burnished Slate



**Vinyl Horizontal D4.5D Siding**  
Standard: *Traditional*

- 1) Vintage Cream
- 2) Sand
- 3) Brownstone
- 4) White
- 5) Heather
- 6) Wicker
- 7) Harvard Slate
- 8) Linen
- 9) Flagstone
- 10) Blue Gray
- 11) Estate Gray
- 12) Cypress
- 13) Pebble Clay






Horizontal Siding (Traditional: Estate Gray)



**Vinyl Horizontal D4.5D Siding**

Upgrade: **Premium**


- 1) Storm
- 2) Walnut
- 3) Tree Moss
- 4) Rockslide
- 5) Toasted Almond
- 6) Silver Mist



**Vinyl Horizontal D4.5D Siding**

Upgrade: **Dark**

- 1) Redwood
- 2) Riverway
- 3) Shamrock
- 4) Midnight Surf
- 5) Granite
- 6) Heritage Blue
- 7) Ironstone
- 8) Cocoa
- 9) Wedgewood
- 10) Weathered Gray
- 11) Marine Blue
- 12) Urban Bronze






**Board & Batten Siding**

Standard: *Traditional*

- 1) Vintage Cream
- 2) Sand
- 3) Brownstone
- 4) White
- 5) Heather
- 6) Wicker
- 7) Harvard Slate
- 8) Linen
- 9) Flagstone
- 10) Blue Gray
- 11) Estate Gray
- 12) Cypress
- 13) Pebble Clay



**Board & Batten Siding**

Upgrade: *Premium*

- 1) Storm
- 2) Walnut
- 3) Tree Moss
- 4) Rockslide
- 5) Toasted Almond
- 6) Silver Mist



**Board & Batten Siding**

Upgrade: *Dark*

- 1) Redwood
- 2) Shamrock
- 3) Midnight Surf
- 4) Granite
- 5) Heritage Blue
- 6) Ironstone
- 7) Cocoa
- 8) Wedgwood
- 9) Marine Blue
- 10) Weathered Gray




1



2



3



4



5



6



7



8



9



10

**Vinyl Cedar Shakes**

Standard: *Traditional*

- 1) Sand
- 2) Brownstone
- 3) White
- 4) Heather
- 5) Wicker
- 6) Harvard Slate
- 7) Linen
- 8) Flagstone
- 9) Blue Gray

Upgrade: *Woodland*


- 1) Black Walnut
- 2) Sedona Shadow
- 3) Mountain Ash
- 4) Rustic Gray



1



2



3



4



5



6



7



8



9



1



2



3




4



**Vinyl Cedar Shakes** Upgrade: *Dark*

- |                  |                  |              |                    |
|------------------|------------------|--------------|--------------------|
| 1) Redwood       | 4) Granite       | 7) Riverway  | 10) Weathered Gray |
| 2) Shamrock      | 5) Heritage Blue | 8) Cocoa     | 11) Marine Blue    |
| 3) Midnight Surf | 6) Ironstone     | 9) Wedgewood | 12) Urban Bronze   |




**Vinyl Cedar Shakes**

Upgrade: *Premium*




- 1) Vintage Cream
- 2) Cypress
- 3) Pebble Clay
- 4) Storm
- 5) Walnut
- 6) Tree Moss
- 7) Rockslide
- 8) Toasted Almond
- 9) Silver Mist

Upgrade: *Weathered*

- 1) Gray Moss
- 2) Cottonwood
- 3) Aged Pewter
- 4) Stonehedge







**Windows**

- Kinro  
*Thermoplane Glass*
- Northstar  
*Low 'E' Glass*
- 1) 1.5" Brickmold
- 2) 3.5" Brickmold \*Northstar Only\*
- Kinro Available in White  
Northstar Available in White or Black



**Louvered Vinyl Shutters**


- 1) Black
- 2) White
- 3) Bedford Blue
- 4) Brick Red
- 5) Dark Gray
- 6) Colonial Blue
- 7) Pine Green
- 8) Sandalwood
- 9) Bronze
- 10) Sage
- 11) Ebony Green
- 12) Sienna Brown
- 13) Potters Clay
- 14) Chocolate Chip
- 15) Burgundy
- 16) Cranberry



**32" x 80" Exterior Doors**

- 1) Half Lite, Low E  
*(standard)*  
*Optional w/ internal blinds*
- 2) Full Lite, Low E  
*(optional)*
- 3) Quarter Lite, Low E  
*(optional)*
- 4) Self Storing Storm  
*(standard)*
- 5) Full Lite Storm  
*(optional)*

White *(standard)*  
Black *(optional)*



**Patio Doors**

6200 Series Vinyl  
*(standard)*

White *(standard)*


Northstar Low E  
*(optional)*

White or Espresso

5'-0" x 6'-8" (2 Panel)  
6'-0" x 6'-8" (2 Panel)  
8'-0" x 6'-8" (2 Panel)  
9'-0" x 6'-8" (3 Panel)  
12'-0" x 6'-8" (3 Panel)



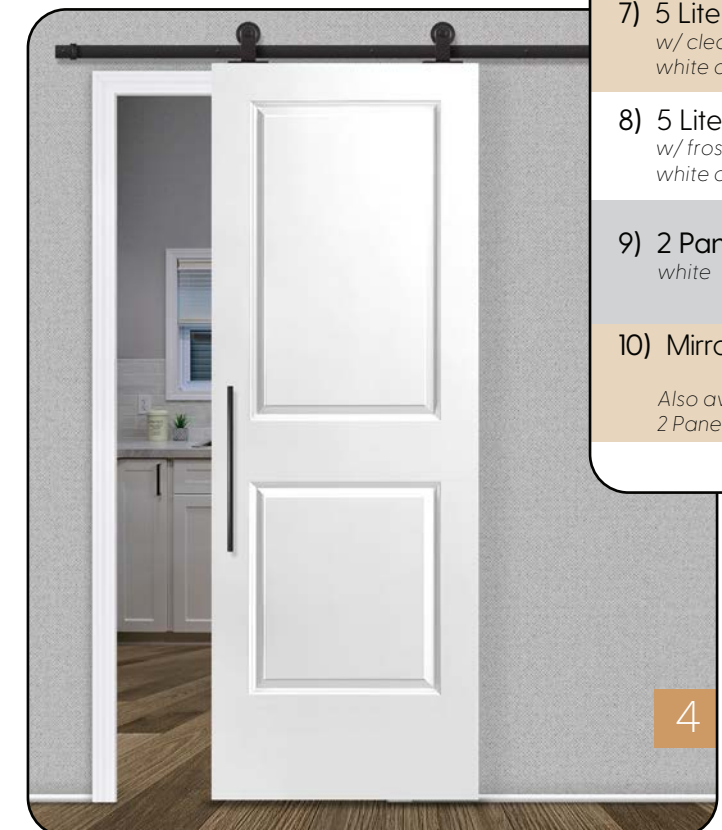
1



2



3



4

- Interior Doors**
- 1) 2 Panel  
*(standard)*  
white
  - 2) 6 Panel  
*(Reflection Only)*  
white
  - 3) 1 Lite Pantry  
*w/ frosted glass*  
white
  - 4) 2 Panel Barn  
*(standard)*  
white
  - 5) 1 Lite Barn  
*w/ clear glass*  
white or stained
  - 6) 1 Lite Barn  
*w/ frosted glass*  
white or stained
  - 7) 5 Lite Barn  
*w/ clear glass*  
white or stained
  - 8) 5 Lite Barn  
*w/ frosted glass*  
white or stained
  - 9) 2 Panel Pocket  
white
  - 10) Mirror Sliders  
  
*Also available in  
2 Panel - White*







4



5



8



9



6



7

### Door Hardware

1) Privacy Levers  
Brushed Nickel (standard)  
Matte Black (optional)



1

2) Door Pulls (Lock)  
Stainless Steel  
Matte Black



2

3) Door Pulls  
Stainless Steel  
Matte Black



3

4) Barn Door Rails  
2m-3m Black  
2m-3m Stainless Steel



4

5) Barn Door Pulls  
20" Black Stainless Steel  
20" Satin Stainless Steel



5





- Beams**
- Urban
  - After Hours
- Trim**
- Urban
  - After Hours
  - White



- Cabinets**
- Urban
  - After Hours
  - White

- Slab
- Shaker



- Cabinet Hardware**
- 128mm Bar Pull  
#83509 (standard) brushed nickel  
#19509B (optional) matte black
  - Knobs  
#83530 (standard) brushed nickel  
#19530 (optional) matte black
  - 40mm Finger Pull  
#989825990 (standard) brushed nickel  
#989825170 (optional) matte black
  - Euro Wire Waste Pullout







1



2



3



4

### Countertops

#### Laminate (standard)

- 1) White Shalestone
- 2) Neo Cloud
- 3) Silver Shalestone
- 4) Black Shalestone

#### FX Series

- 1) Calacatta Marble
- 2) Pietra Grafite
- 3) Black Painted Marble
- 4) Ferro Grafite



1 FX




2 FX



3 FX



4 FX



### Countertops

#### BEYOND

- 1) Urban Ash
- 2) Urban Bronze
- 3) White Essence
- 4) White Valley

#### RED

- 1) Elegant Crema
- 2) Elegant Bianco
- 3) Elegant Gris
- 4) Statuario Extra
- 5) Statuario Classique
- 6) Statuario Bianco
- 7) Statuario Super
- 8) Statuario Ventato
- 9) Nuevo Gris
- 10) Space Gray
- 11) Space Black
- 12) Arcadia
- 13) Sahara Noir Leather
- 14) Nero Venato
- 15) Beach Taupe
- 16) Belgian Desert
- 17) Carra Classique
- 18) Carra Super
- 19) Fairy White
- 20) Thasos Mist
- 21) Calacatta Ice
- 22) Calacatta Oro Classic
- 23) Calacatta Supreme
- 24) Calacatta Midas
- 25) Calacatta Valencia
- 26) Bianco Classic
- 27) Gris Neve
- 28) Bianco Cristallo
- 29) Bianco Neve
- 30) Bianco Ice

#### DISCOVERY

- 1) Chrome Cloud
- 2) Alabaster
- 3) Sona Gold
- 4) Snow Ultra
- 5) Great White



1




2



3



4




1



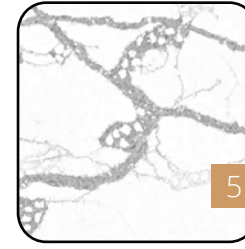
2



3



4



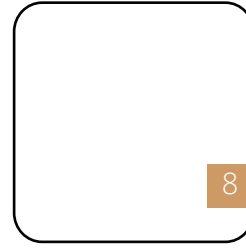
5




6



7




8




9



10




11



12




13



14



15




16



17



18




19



20






**Backsplash**  
**Equag27567**  
*White Natural*  
 Grout: 1. Bright White  
 2. Light Pewter  
 3. Raven  
 4. Silverado

**Equag27563**  
*Light Gray Natural*  
 Grout: 1. Bright White  
 2. Light Pewter  
 3. Raven  
 4. Silverado

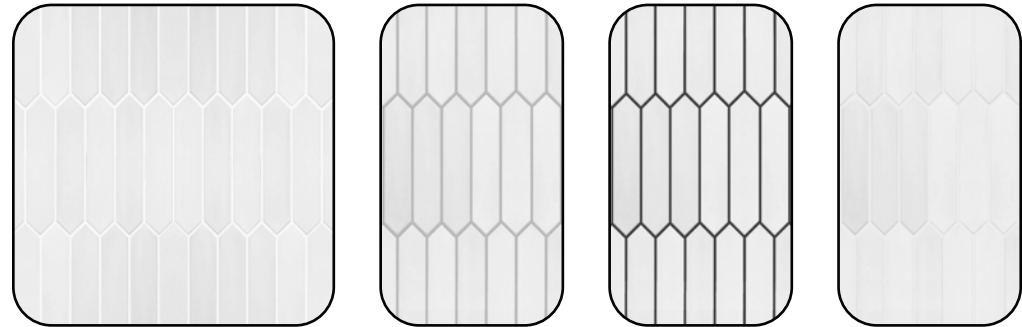
**Equag27565**  
*Dark Gray Natural*  
 Grout: 1. Bright White  
 2. Light Pewter  
 3. Raven  
 4. Silverado






**Equla27481**  
*White Picket*

Grout: 1. Bright White  
 2. Light Pewter  
 3. Raven  
 4. Silverado



**Equla27482**  
*Light Gray Picket*

Grout: 1. Bright White  
 2. Light Pewter  
 3. Raven  
 4. Silverado



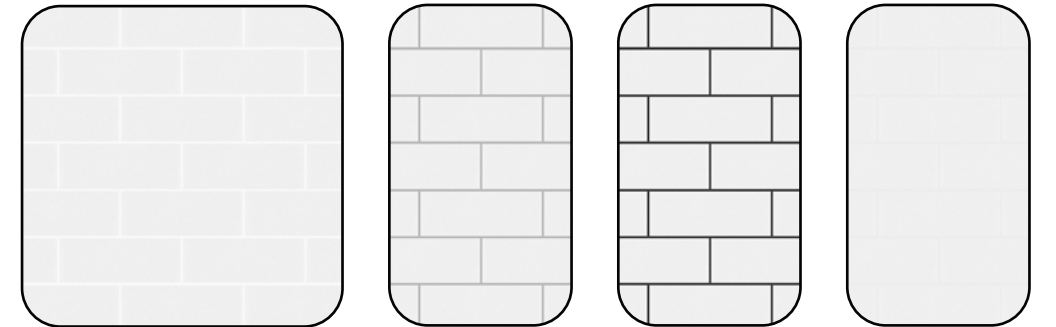
**Equla27483**  
*Dark Gray Picket*

Grout: 1. Bright White  
 2. Light Pewter  
 3. Raven  
 4. Silverado



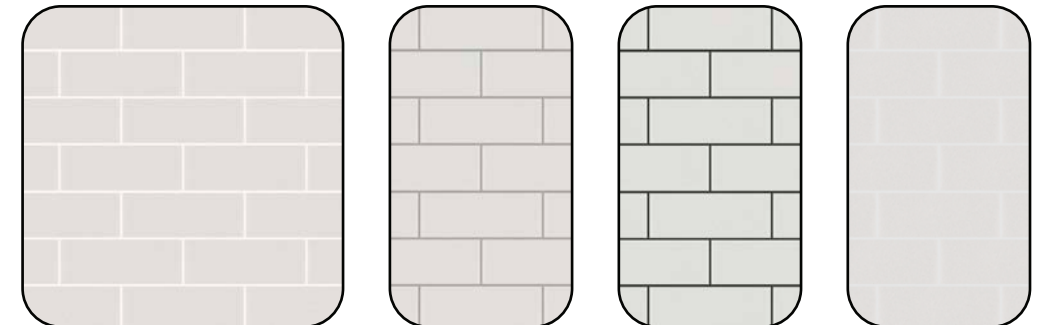
**VIT785122**  
*White Subway*

Grout: 1. Bright White  
 2. Light Pewter  
 3. Raven  
 4. Silverado



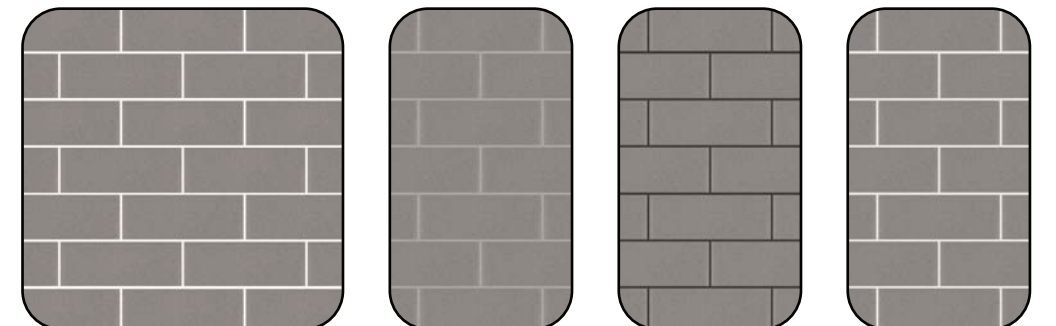
**VIT794223**  
*Light Gray Subway*

Grout: 1. Bright White  
 2. Light Pewter  
 3. Raven  
 4. Silverado



**VIT785914**  
*Dark Gray Subway*

Grout: 1. Bright White  
 2. Light Pewter  
 3. Raven  
 4. Silverado





1



2



3



4



5

**Refrigerators**

- 1) GE 20.9 cu.ft. Bottom Freezer, Fingerprint Resistant  
#GDE2IDYRKFS - *Stainless Steel* - 29.75"W x 69.875"H x 35.875"D
- 2) GE 20.8 cu.ft. French Door, Fingerprint Resistant  
#GNE2IDYRKFS - *Stainless Steel* - 29.75"W x 69.875"H x 35.875"D
- 3) GE 18 cu.ft. Top Freezer  
#GTE18FSLKSS - *Stainless Steel* - 29.5"W x 66.61"H x 30.91"D
- 4) GE 18.6 cu.ft. French Door, Fingerprint Resistant  
#GWE19JYLFS - *Stainless Steel* - 33"W x 69.81"H x 30.19"D
- 5) GE 17.5 cu.ft. French Door, Fingerprint Resistant  
#PYE18HYRKFS - *Stainless Steel* - 32.75"W x 69.81"H x 30.19"D



1



2



3



1



2



WFG775H0HV  
GE 30" Freestanding Gas Range

**Ranges**

- 1) GE 30" Slide-in, Self Clean, Convection Gas Range  
#JCGS760SPSS - *Stainless Steel* - 29.92"W x 39.37"H x 27.56"D
- 2) GE 30" Self Clean, Freestanding Gas Range  
#JCGB660SPSS - *Stainless Steel* - 29.92"W x 47.24"H x 28.74"D
- 3) GE 30" Steam Clean, Freestanding Gas Range  
#JCGBS66SEKSS - *Stainless Steel* - 29.92"W x 47.24"H x 28.74"D

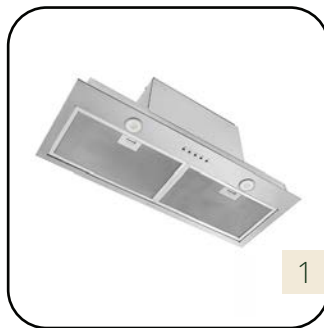
**Microwaves**

- 1) GE 1.1 cu.ft. Countertop Microwave  
#JEST14OSTC - *Stainless Steel* - 21.22"W x 12.87"H x 16.34"D
- 2) GE 1.6 cu.ft. Over the Range Microwave  
#JVM2165SMSS - *Black Stainless* - 29.88"W x 16.89"H x 17.72"D





BBN2303SS  
Broan 30" Built-in Power Pack



1



2

#### Range Hoods

1) Broan 30" Built-in Power Pack Insert w/ Easy Install System, 350 Max Blower CFM  
#BBN2303SS - Stainless Steel - 29.875"W x 10.56"H x 11.44"D

2) Broan 30" Convertible Wall-Mount Pyramidal Chimney Range Hood, 450 Max CFM  
#BWPI304SS - Stainless Steel - 30"W x 25.375"H x 19.69"D

#### Beverage Centres/Chillers

1) GE 4.1 cu.ft. Beverage Centre w/ 5 Genuine Oak Shelves  
#GVS04BQNSS - Stainless Steel - 19"W x 33"H x 22.12"D



1



1



1



2



1



2

#### Dishwashers

1) GE 24" Built-In Front Control Dishwasher  
#GDF510PSRSS - Stainless Steel - 23.75"W x 33.37"H x 23.89"D

#### Washer/Dryer

1) GE 5.5 cu.ft. w/ Built-In Wifi  
#GFW550SMNWW - White - 28"W x 39.75"H x 32"D

2) GE 7.8 cu.ft. Gas Dryer w/ Built-In Wifi  
#GFD55GSSNWW - White - 28"W x 39.75"H x 32"D

#### Stacked Washers/Dryers

1) GE 24" Stacked Gas Washer/Dryer Laundry Centre  
#GUD24GSSMWW - White - 23.75"W x 74.87"H x 27.37"D

2) GE 27" Stacked Electric Spacemaker Washer/Dryer  
#GUD27ESMMWW - White - 26.75"W x 75.87"H x 30.87"D







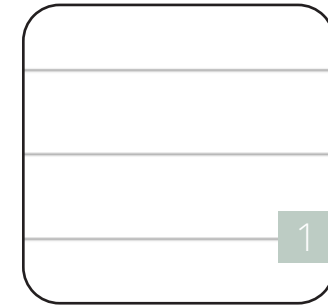
**Escape & All Season Entertainment Cabinet**  
30" Touchstone Fireplace #80730  
(Upgrade)



**Reflection Entertainment Cabinet**  
30" Touchstone Fireplace #80730  
(Upgrade)



30" Touchstone Fireplace #80730 (Urban)



1



2



3




4

**Shiplap** \*Horizontal Install Standard / Vertical Install Optional\*  
Standard for Floor to Ceiling Ent. Cabinets in Escape & All Season  
1) White ..... Decorator's White CC-20  
2) Black ..... Black Knight 2136-10

**Ledgestone** \*Ledgestone is a natural stone and colour may vary\*  
Optional for Floor to Ceiling Ent. Cabinets in Escape & All Season  
All Stone available with Penetrating Sealer  
3) Nordic Crystal  
4) Carbon



**Black Vertical Shiplap**  
50" Dimplex Fireplace  
\*\*TV not Included\*\*



**Carbon Ledgestone**  
50" Dimplex Fireplace  
\*\*TV not Included\*\*



**White Horizontal Shiplap**  
36" Contential Gas Fireplace  
\*\*TV not Included\*\*





**628 Chair** ..... Swivel  
**628 Chair** ..... Stationary  
 30" x 34" x 36"  
 (Stationary - Standard in Reflection)  
 (Swivel - Optional in Escape & All Season)

**309 Chair** ..... Swivel  
 27" x 29" x 34"  
 (Swivel - Optional in Escape & All Season)

**121 Storage Ottoman**  
 30" x 34" x 36"  
**143 Square Ottoman**  
 36" x 36" x 17"  
 (Optional in Escape & All Season)



Each Sofa Complete with 2 Toss Cushions  
 in a co-ordinating accent fabrics

**628 Hide-A-Bed Sofa - Double**  
 71" x 36" x 34"  
 (Optional in Escape & All Season)  
**628 Hide-A-Bed Sofa - Queen**  
 79" x 36" x 34"  
 (Optional in Escape & All Season)



Each Sofa Complete with 3 Toss Cushions  
 in a co-ordinating accent fabrics

**7002 Queen Hide-A-Bed Sectional**  
 Queen Bed 71" x 35"  
 (Optional in Escape & All Season)  
 Love Seat 51" x 35"  
 (Optional in Escape & All Season)



**Caitbrook Counter Height Upholstered Bar Stool**  
 18.75"W x 21.5"D x 40.13"H  
 Gray  
**Morville Counter Height Upholstered Bar Stool**  
 19.5"W x 24.38"D x 41.5"H  
 Beige



**Caitbrook Dining Table & Chairs (Set of 7)**  
 Table: 36"W x 60"D x 29.75"H  
 Chairs: 19"W x 22.5"D x 38.13"H  
 Table: Gray Chairs: Gray  
 (Optional in Escape & All Season)



**Morville Dining Extension Table & Chairs (Set of 5)**  
 Table: 36"W x 86"D x 30.13"H  
 Without leaves: 62"D  
 Chairs: 19.38"W x 23.5"D x 39"H  
 Table: Grayish Brown Chairs: Beige  
 (Optional in Escape & All Season)





**Reflection Coffee Table**  
 NI-CT4422-C ..... 44" x 22"  
 (Standard in Reflection - After Hours Only)

**Reflection End Table**  
 NI-ET1822-C ..... 18" x 22"  
 (Standard in Reflection - After Hours Only)



**Escape & All Season Coffee Table**  
 NI-CT4422-T ..... 44" x 22"  
 (Optional in Escape & All Season)

**Escape & All Season End Table**  
 NI-ET1822-TD ..... 18" x 22"  
 (Optional in Escape & All Season)



**White & Chrome Coffee Table**  
 I-3028 ..... 22" x 44"


**White & Chrome End Table**  
 I-3025 ..... 19.75" x 19.75"  
 15.75" x 15.75"  
 (Optional in Escape & All Season)




**White & Glass Coffee Table**  
 I-3286 ..... 22" x 44"

**White & Glass End Table**  
 I-3287 ..... 19.75" x 19.75"  
 15.75" x 15.75"  
 (Optional in Escape & All Season)


MIDSUMMER MELODY




SMOKED CENTURY



COASTAL ECHO



STONE SPARKS



NORTHERN CABIN





**Wallboard**

- 1) Aged Velvet
- 2) Norwich Pearl
- 3) Twilight



1



2



3

**Flooring**

- 1) 169M Forest Oak
- 2) 960M Texas Oak
- 3) 963D Valley Oak



1



2



3



**Bedding**

- 1) Duvet/Skirt/Shams
- 2) Bunk Covers  
*(standard)*  
Bunk Duvet  
*(optional)*



1



2

**Drapery**

- 1) Window Valances
- 2) Patio Door Panels
- 3) Tub Drapery



1




2



3

**Blinds**

- 1) Day/Night Shades  
*White/Snow*
- 2) Hi-Lite Blinds  
*White*




1



2



Hi-Lite Blinds





Tub / Shower Combinations	
Frontline One Piece Fibreglass Tub / Shower	
Frontline 48" x 30" x 75"	T483075
Frontline 54" x 29" x 73"	T542973

Shower Combinations				
Frontline One Piece Fibreglass Shower				
	Left Seat	Right Seat	Two Seats	No Seat
Frontline 48" x 30" x 73"	N/A	N/A	SDS483073	N/A
Frontline 48" x 37" x 79"	SLS483779	SRS483779	SDS483779	SNS483779
Frontline 54" x 28" x 73"	N/A	SRS5442873	SDS5442873	SNS5442873
Frontline 54" x 36" x 74"	N/A	N/A	SDS543674	N/A
Frontline 60" x 30" x 73"	N/A	N/A	SDS603073	N/A
Frontline 39" x 39" x 79" Angle	N/A	N/A	N/A	SNA3979

Shower Combinations			
MAAX Utile 4 Piece Composite / Acrylic Shower			
	Erosion Bora White	Erosion Charcoal	Marble Carrara
MAAX Utile 48" x 32" x 83"	Available	Available	Available
MAAX Utile 48" x 36" x 83"	Available	Available	Available
MAAX Utile 60" x 32" x 83"	Available	Available	Available
MAAX Utile 60" x 36" x 83"	Available	Available	Available



39" Neo Angle



54" Tub/Shower

Utile 60" Back Wall

- 1) Marble Carrara
- 2) Erosion Charcoal
- 3) Erosion White



48" Shower-No Seat



48" Shower-1 Seat (right or left)



48" Shower-2 Seat


**Faucets**

1) Tub/Shower  
#06-9966AS  
Chrome Single Lever  
(standard)

2) Tub/Shower  
#KAR90VTMB  
Matte Black Single Lever  
(optional)

3) Vanity  
#06-4605P  
Chrome Single Lever  
(standard)  
#KAR22MB  
Matte Black Single Lever  
(optional)

4) Kitchen  
#06-8724S  
Chrome Single Lever  
(standard)  
#06-8724BLK  
Matte Black Single Lever  
(optional)



**48" Ceiling Fan**

**CALIBRE**

#CF48CI53MBK

Black w/ flat opal glass

#CF15I4835IS

Brushed Pewter

w/ frosted glass




**Round LED Disk Light**

#DL-11C-22FC-WH-C

11"W x 1"H

White w/ acrylic lens

(standard)



**Interior 4" LED**

**Switchable Downlight**

#WF4 ALO19 SWW5  
90CRI MW M6

White w/ white lens

(standard in kitchen & bath)



**Exterior 3" LED**

**Switchable Downlight**

#WF3 LED 30K MW M6

White w/ white lens

#WF3 LED 30K MB M6

Black w/ white lens



**Exterior 4" LED**

**Switchable Downlight**

#WF4 SWW5 90CRI MW M6

White w/ white lens

#WF4 SWW5 90CRI MB M6

Black w/ white lens



**Kitchen Sink**

Double Compartment

Kindred Reginox #RDL20311

Stainless Steel (standard)



**Kitchen Sink (undermount)**

Double Compartment

Bristol #1807 SS Equal Double

Stainless Steel (w/quartz)



**Vanity Sink**

Single Bowl

Utopia #11UT1020RD

White (standard)



**Vanity Sink (undermount)**

Single Rectangular Bowl

Bristol #B606

White (w/quartz)

**Track/Wall Light**

**MARENA**

#ICW1022A01WH10

Matte White

#ICW1022A01BK10

Matte Black



**Exterior Coach Light**

**DAVIE**

#IOL236WH

White w/ frosted glass

#IOL236BK

Black w/ frosted glass

(1 standard at patio)







1



2



3

**Pendant Light**  
**1) SUSSEX**  
 12"W x 12.75-60.75"H  
 #LPL103A01BK  
 Black

**Pendant Light**  
**2) JONI**  
 29.875"W x 19-61"H x 4.5"D  
 #IPL759A03BN  
 Brushed Nickel  
 #IPL759A03BK  
 Black

**Pendant Light**  
**3) JONI**  
 4.75"W x 16.875-58.875"H x 4.75"D  
 #IPL759A01BN  
 Brushed Nickel  
 #IPL759A01BK  
 Black

**Dinette Chandelier**  
**JONI**  
 20.25"W x 17.125-53.125"H w 20.25"D  
 #ICH759A03BK  
 Matte Black  
 #ICH759A03BN  
 Brushed Nickel



**Dinette Chandelier**  
**MERIDIAN**  
 18"W x 21"H  
 #ICH182B04BK18



**Vanity Light (2-Bulb)**  
**HAMPTON**  
 18"W x 8.5"H w 6.5"D  
 #IVL370A02BK  
 Matte Black  
 #IVL370A02BPT  
 Brushed Pewter



**Vanity Light (3-Bulb)**  
**HAMPTON**  
 24"W x 8.5"H w 7"D  
 #IVL370A03BK  
 Matte Black  
 #IVL370A03BPT  
 Brushed Pewter



**Table Lamp**  
**ANIELA**  
 15"W x 30"H w 9"D  
 #L204054 Silver  
 #L204074 Black



**Under Cabinet**  
**Strip Lighting**  
 #61953  
 LED TAPE







**Northlander Industries**

165 Thames Rd. East, Hwy. 83

Exeter, Ontario, Canada

N0M 1S3

Tel: 519-235-1530

Fax: 519-235-2789

E-mail: [innovations@northlanderindustries.com](mailto:innovations@northlanderindustries.com)

Web: [www.northlanderindustries.com](http://www.northlanderindustries.com)

